

# HOW TO USE?

## STEP 1

Download the “DrugFreeSG” application from Apple App Store or Google Play Store on your mobile device.

## STEP 2

Launch the app and press “Start”.

## STEP 3

Hover your mobile device over the AR markers on this brochure to start your AR experience!



## CONTACT US

CNB\_Preventive\_Education\_Unit@cnb.gov.sg

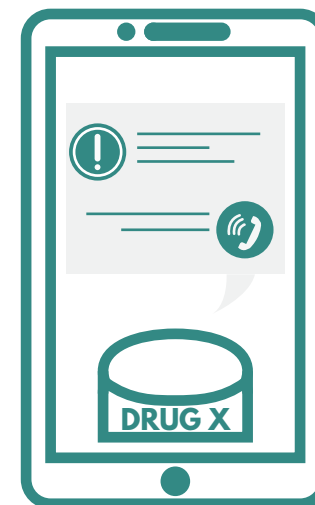


@cnb.drugfreesg

Visit the CNB website at [www.cnb.gov.sg](http://www.cnb.gov.sg) for more information.



## Preventive Drug Education



through

## Augmented Reality


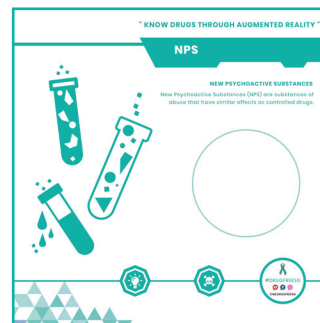


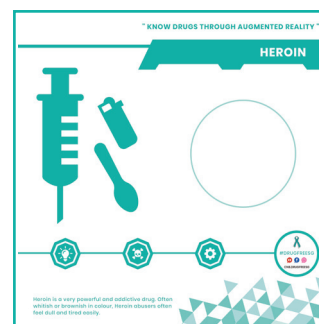

by Central  
Narcotics  
Bureau

# WHAT IS THIS BROCHURE ABOUT?

This Augmented Reality (AR) brochure showcases how our interactive app leverages AR technology to scan AR markers to access bite-sized information on drugs, and interact with virtual characters.

We hope this unique learning experience can help you learn more about the harms of drug abuse in an engaging way!

# TYPES OF DRUGS



## START HERE



Hear their stories and help them out with some decisions

